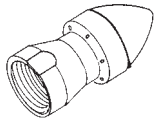


"Rugged Duty" Nozzles 1"



1"- 18° Radial Bullet - \$66.00

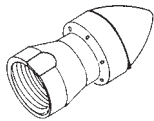
With Front Jet

CN-118FJ352	35-45 GPM,	1675-2000 PSI
CN-118FJ502	50-65 GPM,	1675-2000 PSI
CN-118FJ802	80 GPM,	1675-2000 PSI

Without Front Jet

CN-118352	35-45 GPM,	1675-2000 PSI
CN-118502	50-65 GPM,	1675-2000 PSI
CN-118802	80 GPM,	1675-2000 PSI

Front jet optional & 6 rear jets. For general cleaning
2" x 3-1/2"



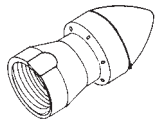
1"- 18°/24° Radial Vortex - \$72.00

CN-118/24352	35-45 GPM,	1675-2000 PSI
CN-118/24502	50-65 GPM,	1675-2000 PSI
CN-118/24802	80 GPM,	1675-2000 PSI

Front Jet, 6 rear jets. 3 Rear @ 18°, 3 Rear @ 24°

1"- 30° Radial Bullet - \$66.00

With Front Jet

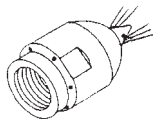


CN-130FJ352	35-45 GPM,	1675-2000 PSI
CN-130FJ502	50-65 GPM,	1675-2000 PSI
CN-130FJ802	80 GPM,	1675-2000 PSI

Without Front Jet

CN-130352	35-45 GPM,	1675-2000 PSI
CN-130502	50-65 GPM,	1675-2000 PSI
CN-130802	80 GPM,	1675-2000 PSI

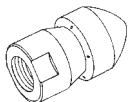
Front jet optional & 6 rear jets.
For general cleaning 2" x 3-1/2"



1"-12° Steel Sand - \$70.00

CN-11260	60 GPM,	1200-1675 PSI
CN-11280	80 GPM,	1675-2000 PSI

2 front jets & 6 rear jets. Heavy Cleaning.
4" to 10" Pipe - 2-3/4" x 2"



1" 15° or 30° Sanitary - \$68.00

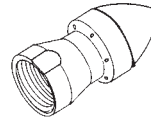
15° Sanitary

CN-1155016	50 GPM,	1675-2000 PSI
CN-1156016	60 GPM,	1675-2000 PSI
CN-1158020	80 GPM,	1800-2500 PSI

30° Sanitary

CN-1305016	50 GPM,	1675-2000 PSI
CN-1306016	60 GPM,	1675-2000 PSI
CN-1308020	80 GPM,	1800-2500 PSI

No Front Jet - 6 Rear Jets
With welded chain links for pull thru. \$ 85.00



1"- "Monster" - \$105.00 Stainless Steel

Front Jet, 4 Rear Jets @ 25° & 4 Rear Jets @ 45°
Custom Drilled GPM/PSI Available
CN-1M502 50 - 65 GPM, 1675-2000 PSI
CN-1M802 80 GPM, 1675-2000 PSI

Tungsten Carbide

1" - 15° or 30° Penetrator - \$145.00

Front Jet & 6 Rear Jets
Replaceable Carbide Jets
CN-15PT60 50 - 65 GPM, 1675-2000 PSI
CN-15PT80 80 GPM, 1675-2000 PSI
CN-30PT60 50 - 65 GPM, 1675-2000 PSI
CN-30PT80 80 GPM, 1675-2000 PSI



1" - 15° or 30° Sanitary- \$139.00

No Front Jet - 6 Rear Jets
Replaceable Carbide Jets
CN-15SAN60 50 - 65 GPM, 1675-2000 PSI
CN-15SAN80 80 GPM, 1675-2000 PSI
CN-30SAN60 50 - 65 GPM, 1675-2000 PSI
CN-30SAN80 80 GPM, 1675-2000 PSI



1" - "Bomb" - \$449.00

With/Without Front Jet
5 Rear Jets @ 10° & 5 Rear Jets @ 30°
Replaceable Carbide Jets
CN-1BOM60 50 - 65 GPM, 1675-2000 PSI
CN-1BOM80 80 GPM, 1675-2000 PSI



1" - Chisel - \$350.00

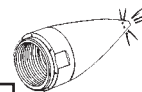
4 Front Jets & 6 Rear Jets @ 20°
Replaceable Jets
CN-1CH602 50-65 GPM, up to 3000 PSI
CN-1CH802 70-80 GPM, up to 3000 PSI



1"- 12° Penetrator - \$69.00

CN-112PT352	35-45 GPM,	1675-2000 PSI
CN-112PT502	50-65 GPM,	1675-2000 PSI
CN-112PT802	80 GPM,	1675-2000 PSI

Front jet & 6 rear jets.
Ideal for opening plugged lines. 2" x 4-1/2"

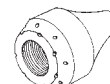


1" - 12° Penetrator - \$81.00

"Lance Tip"

CN-112PTL352	35-45 GPM,	1675-2000 PSI
CN-112PTL502	50-65 GPM,	1675-2000 PSI
CN-112PTL802	80 GPM,	1675-2000 PSI

Front jet, 4 side jets & 6 rear jets.
Ideal for Dirt, Grease & Ice.



1"- 17° /24° "Steel" Storm/Sand - \$116.00

CN-17/24SS502	50-65 GPM,	1675-2000 PSI
CN-17/24SS802	80 GPM,	1675-2000 PSI

Front jet with 16 dual degree rear jets.
For 8" to 15" pipe. 2-3/4" x 3-1/2" - 3#

NEW
3000 PSI Nozzles
Call For Details